

Faculty Insider—Summer Fun, But Be Responsible

Table of Contents

Faculty Insider.....	1
NAC Corner.....	2
In Action	3
Get Involved.....	3
The Social Studies Connection.....	4
Internet Safety Tips.....	4
Site Spotlight.....	4
Internet Safety Month.....	5
Curriculum Bonus.....	6
Site Spotlight.....	6


Teachers, as school wraps up and comes to a close, it's likely that your students have things on their minds other than staying focused at school or even worrying about Internet Safety. However, June is the perfect month to remind students to stay safe online. June is Internet Safety Month.

In the spirit of Internet Safety Month it's important to remind kids that while *they* may think summer means "No more school, no more books" and for many less rules and restrictions—safety online should still be a priority.

With school out students will most likely be spending more time online than ever before. The Internet is a tool for entertainment and a way to communicate with those friends they no longer get to see every day at school. Many of your students will likely spend much of their summer vacation instant messaging, e-mailing, and chatting with others. Unfortunately along the way they may forget the policies of caution you have taught them.

So what better time than Internet Safety Month to review some simple Internet safety tips and prepare those students for that summer fun? Remind students that staying safe online is mostly about *thinking* before *acting*. They should always consider the consequences of their actions. Review with them one of the most important safety rules—don't reveal personal information online. See how much they can remember of all the Internet safety lessons they've covered. Take time to discuss their concerns and issues and use this month's curriculum bonus to have one last Internet safety discussion.

It is important to stress this key message when discussing Internet usage: online actions *do* have consequences.



Thus it is important to *think* what those possible consequences could be. Don't reveal your phone number to someone you just met online. Don't spread harassing and mean messages after a fight with your best friend. Most issues online can be prevented with a little common sense about the potential consequences.

To wrap up the Internet Safety Month message, let your students know that during the summer months there are plenty of fun and educational things to do online that are relatively risk free. Share with them a few of your favorite sites or one of these that we've pre-selected for you.

continued on page 2

NACTracks

Have you thought about planning a Fall, 2007 back-to-school Internet safety activity for your students?

A: Yes

B: No

Vote here

"Education is not filling a bucket, but lighting a fire."

~ William Butler Yeats






Summer Fun, But Be Responsible continued from page 1

www.nasa.gov – The site for the National Aeronautics and Space Administration is a wonderful Web site with an entire section geared for kids. They can learn more about space and have fun while doing it.

www.si.edu/kids – This site is the Smithsonian site for kids. It offers tons of educational information packed into a fun format.

www.snopes.com – Did someone tell you a story and you just aren't sure if it's true? Like were love bugs actually manufactured to eat mosquitos? Or are Glade plug-ins a fire hazard? Check out these urban legends and more and see if someone is feeding you a story. This site makes confirming or invalidating stories easy to do. 



NAC Corner— My Students Do That on the Internet?




Summer break means that children will have the opportunity to spend much more time online. In observance of Internet Safety Month in June, i-SAFE would like to remind everyone of the dangers lurking on the Internet and the importance of talking to your children and students about Internet safety. Learning to make good choices regarding what to do and where to go on the Internet is paramount to staying safe. From a pool of approximately 21,000 5th-8th grade students nationwide this academic year, respondents have reported the following risky behavior:

- 49% of students say that they “rarely” or “never” discuss Internet safety with their parents
- 27% of students report that their parents have not established Internet rules for them to follow
- 31% of students said that they tell their parents little, if anything, about their Internet-only friends
- 19% of students said that their parents would punish them if they knew about their Internet activities, and another 16% said their parents would simply disapprove.
- Of the 62% of students who report they meet people on the Internet, these students say they have shared the following personal information: first name- 12%, last name- 3%, gender- 13%, age- 7%, home address- 1%, and phone number- 2%.
- Of the 32% of students who said they have made Internet friends, these students report the following

number of “good” Internet friends: 57% have between 1-5 good friends, 14% between 6-10 good friends, and 29% have more than 10 good friends

- 15% of students say that they believe they have been fooled by things people on the Internet have told them.
- 12% of students said that someone from the Internet has sent them a gif : money- 3%, gif s- 4%, drugs- 2%, alcohol- 1%, pornography- 2%.
- 7% of students report that someone from the Internet has tried to get them to talk about sex, when they did not want to.
- 5% of students say that an Internet-only friend has asked them to keep their friendship a secret.
- 11% of students said that they have met someone from the Internet in person.

NAC 5-8 grade pre-assessment query of the 06-07 database on May 21st, 2007, 11:00 a.m., PST 





In Action—Rep. Kennedy Goes To Class

A commitment to Internet safety education at a Rhode Island middle school led to a very special visit from a U.S. Congressman.

Rep. Patrick Kennedy (D-RI) recently took time out of his busy schedule to talk about online dangers at Burrillville Middle School. A group of i-SAFE MENTORs met with the congressman for nearly an hour to discuss such topics as avoiding cyber predators and online bullies; how to communicate appropriately online through popular social-networking Web sites; and about the proper use of intellectual property found online, from music and movie files to photos and games.

“Protecting our children while they’re on the Internet is an increasing concern,” said Rep. Kennedy after meeting with the students. “As technology continues to change and advance, we have to be sure to adapt along with it to protect children from being made vulnerable to predators and cyber bullying.”

The congressional visit on May 7th was the culmination of an impressive i-SAFE launch at the school. The i-SAFE implementation at Burrillville began in April with an Internet Safety Week, featuring school assemblies and guest speakers to showcase its commitment to online safety.


There are more than 20,000 i-SAFE MENTORs in Rhode Island. Rep. Kennedy’s visit highlights the success of the i-SAFE program, and the need for legislation supporting Internet safety curriculum.

The Congressman pledged his support for the program. “I’m going to be doing everything I can to make sure that i-SAFE gets federal funding again this year so that we can keep running programs like the one here at Burrillville Middle School and the 50 other schools in Rhode Island that have implemented the i-SAFE curriculum.”

Recently, the Rhode Island State Senate established its Cyber Bullying Commission to fight inappropriate and dangerous activities online through legislation. 



Get Involved

Take time in June to plan how your school will make sure to incorporate Internet safety into its curriculum during the new school year. What issues do you feel need to be targeted? What lessons can benefit your students? Once you know how and what you will be teaching, take it one step further and think about a way to get the message of Internet safety out to more than just the students in your class or school. Can you host an event? An Internet safety booth at Back-to-School Night or an open house can be a simple way to inform parents and get them involved in keeping their kids safe online. To find out more, or to order flyers, fill out an Implementation Plan for a school event at www.isafe.org! 



In Your School

Everyday, many i-SAFE Inc. events are going on across the country. We’ve made it easy for you to get involved and help spread the message of Internet safety to your peers and community. Simply check out our “Calendar of Events,” located at http://www.isafe.org/channels/sub.php?ch=ai&sub_id=3 to find an event near you.



Making The Internet Safety Connection in Social Studies Classrooms


iSAFE continues to look for ways to help educators make Internet safety and responsible use education an integral part of the school experience. The connections between cyber safety issues and Social Studies are sometimes overlooked. Think about it! Social Studies is the integrated study of the social sciences and humanities to promote civic competence. Today's cyber experiences are intricately woven into today's social experiences. The National Council for the Social Studies (NCSS), the nation's leading professional association of social studies educators, is taking the lead in keeping educators informed about how to use and integrate technology concepts into the social studies curriculum.



Digital Age: "Technology-based K-12 Lesson Plans for Social Studies, the 105th Bulletin" published by NCSS, provides a collection of thirty lesson plans for grades k-12 written by classroom teachers from around the country. These lessons build on the NCSS and NETS-S standards, and include a section on tools and techniques about management, Internet safety, software, images, and podcasting. "Internet Safety and Digital Literacy Strategies for the Social Studies Classroom" written by iSAFE's Director of Education and Curriculum Development for the Internet safety section, provides insight, tips, and techniques on how to meaningfully integrate cyber safety strategies and concepts into social studies at all levels.

Visit www.socialstudies.org to learn more about the National Council for the Social Studies.

For information on how to purchase the book visit <http://www.ncss.org/publications/books/>

The editors are Linda Bennett, associate professor in the Department of Learning, Teaching, and Curriculum at the University of Missouri-Columbia. Tel.: (573) 882-1993; E-mail: lb@missouri.edu and Michael Berson, professor in the Department of Secondary Education at the University of South Florida. Tel.: (813) 974-7917 E-mail: berson@tempest.coedu.usf.edu 

Internet Safety Tips

- 1 Think carefully before revealing personal information.
- 2 Never communicate with someone who makes you feel uncomfortable—even if you know who they are.
- 3 Never meet someone offline who you met online, without parental permission.
- 4 Tell an adult immediately if you see, hear, or run across something that makes you feel uncomfortable online.
- 5 Remember that people online may not be who they say they are.



Internet Safety Month

On the floor of the U. S. Senate on May 15, U.S. Senator Lisa Murkowski (R-Alaska) introduced S. R. 205, proclaiming June as Internet Safety Month. In her remarks, Sen. Murkowski said, "Never before have powerful educational solutions—such as Internet safety curricula for grades kindergarten through 12—been more critical and readily at hand. Mr. President, i-SAFE America is one nonprofit organization that has worked tirelessly to educate our youth and our community on these important issues." The resolution, co-sponsored by Senator Sheldon Whitehouse (D-Rhode Island) and 16 other senators passed by unanimous consent.

Why June? Sen. Murkowski sums it up this way, "With summer vacation in full swing and more and more children going online, now is the time for us to bring greater attention to the need for Internet safety," i-SAFE agrees. We actively pursued Internet Safety Month legislation on Capitol Hill, and now i-SAFE is calling on America to take action!

i-SAFE has created a special Internet Safety Month section of the i-SAFE Web site (www.isafe.org). Students, parents, and concerned citizens are able to gain access to easily-downloadable materials and resources designed to help them get involved and spread Internet safety awareness at home, at work, and in their community, including: an Internet safety poster and flyer to print and display or pass out to your neighbors, such as at a Little League game, or a community picnic, for example; Internet safety tip sheets for students and parents to print and post near the family computer; and a brief quiz lets students find out if they know as much as they think they do about online safety. They can quiz their friends.

And, the centerpiece of i-SAFE's Internet Safety Month awareness campaign is a digital blue ribbon icon. Students are encouraged to post the ribbon to their own personal page to let friends and visitors know they are committed to Internet safety. Hopefully, the ribbon campaign will catch on, and spread virally from site to site, from friend to friend. Parents and others can do the same if they maintain their own personal page, or if permitted, post it on their work site. If not, i-SAFE's special Internet Safety Month section of the Web site provides a downloadable version, to print and proudly display at work, at home, or around town.

Of course, knowledge is empowerment. Create a project—large or small—that will help spread Internet safety awareness at home or in the community during June. The important thing is to take action to promote Internet safety during Internet Safety Month. Whatever you decide to do, we'd like to see it. E-mail a picture of your project, or a screen capture of how you're displaying the blue ribbon on your personal page, or text your comments at media@isafe.org. We'll post them. Then, keep coming back to check out what your neighbors and friends are doing during Internet Safety Month.



"Click It" — i-SAFE Photo Contest for Children and Teens

Here's one positive activity for the beginning of summer vacation. Encourage students to get involved in Internet Safety. He or she can enter i-SAFE's "Click It" photo contest. The winning picture will show the most creative or best use of i-SAFE's Internet Safety Month Blue Ribbon.

With some imagination they can include the blue ribbon in a photo. Can they take a picture of a celebrity holding it? Maybe, their picture will show somebody holding the blue ribbon in front of a famous landmark. Encourage creativity to come up with the best picture that features the Internet Safety Month Blue Ribbon.

Even though Internet Safety Month is just the month of June, you have until the end of July to get your photos to us.

They will also be awarded the distinguished Most Valuable Mentor (MVM) Award for the month of July 2007. Not to mention have their photo viewed by thousands of students around the world. We will post the winners' digital picture on our Web site as well as in our newsletters.

Click [here](#) for the contest rules and registration forms.

Contest begins June 1, 2007

Digital photo and registration forms due July 31, 2007

Winners announced August 15, 2007

